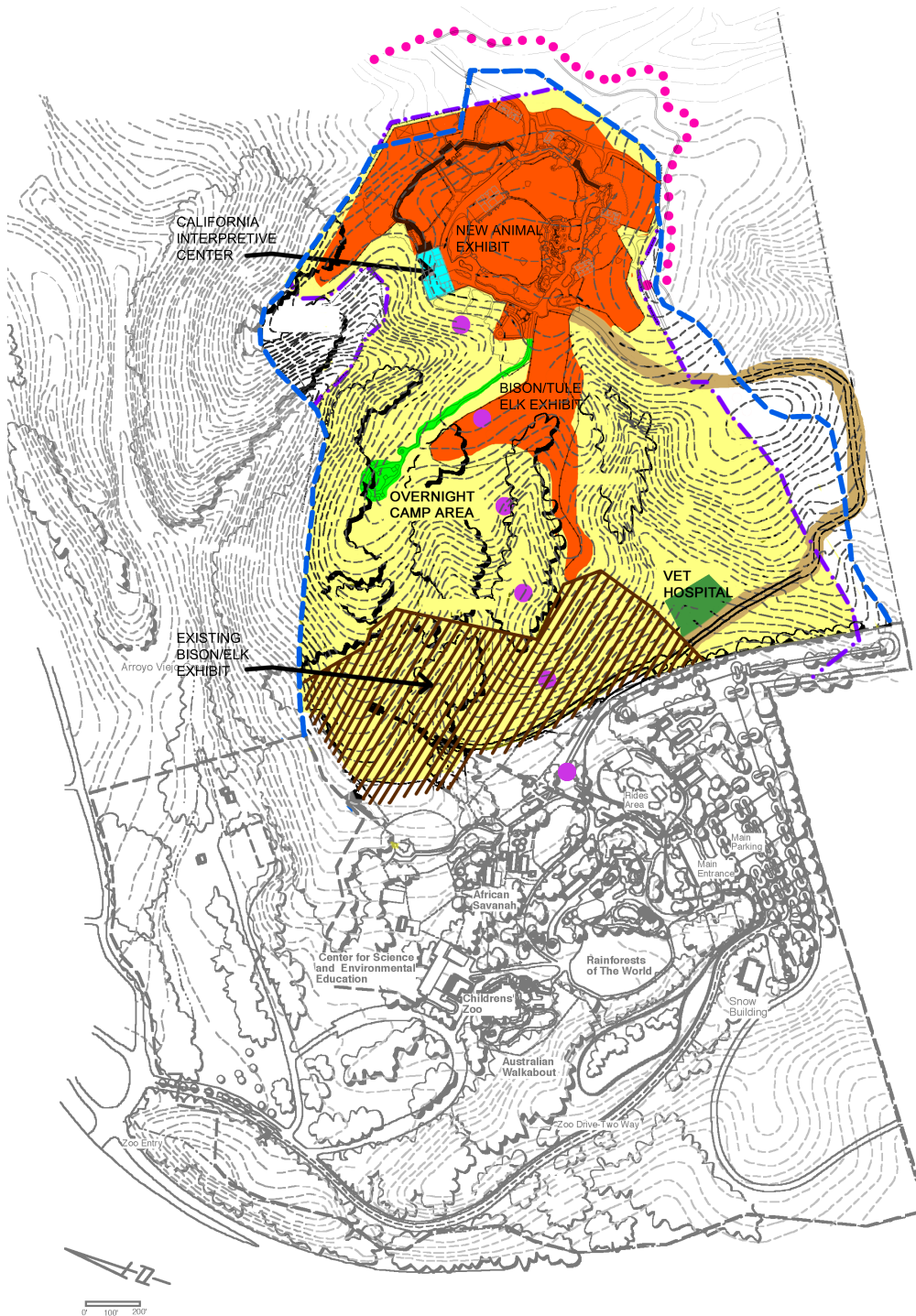




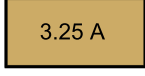

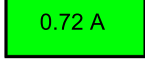

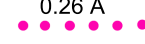




# 2010 MODIFICATIONS TO CALIFORNIA EXHIBIT



## AREA CALCULATIONS

	56.26 A	MODIFICATIONS TO 2010 MASTER PLAN AREA FOR CALIFORNIA EXHIBIT
	14.44 A	EXISTING BISON/TULE ELK EXHIBITS WHICH WILL BE INCLUDED IN CALIFORNIA EXHIBIT
	18.07 A	PROPOSED NEW ANIMAL EXHIBIT AREA
	0.36 A	CALIFORNIA INTERPRETIVE CENTER
	3.25 A	PAVING EXISTING MAINTENANCE ROAD
	1.00 A	VETERINARY MEDICAL HOSPITAL
	0.72 A	OVERNIGHT CAMPING AREA AND PATH
	0.02 A	PROPOSED GONDOLA ALIGNMENT (NOT TO SCALE)
	0.26 A	PROPOSED ACCESS PATH
		PROPOSED PERIMETER FENCE RE-ALIGNED FOR 2010 PLAN
		1998 APPROVED MASTER PLAN BOUNDARY AND PERIMETER FENCE